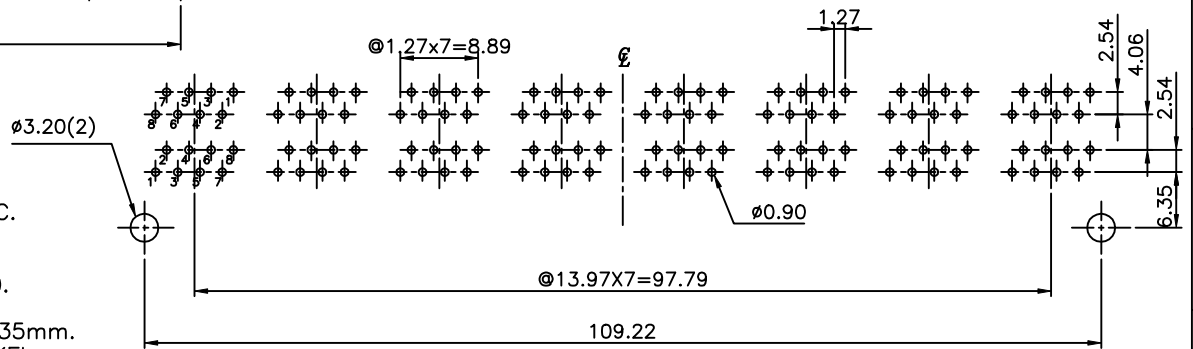
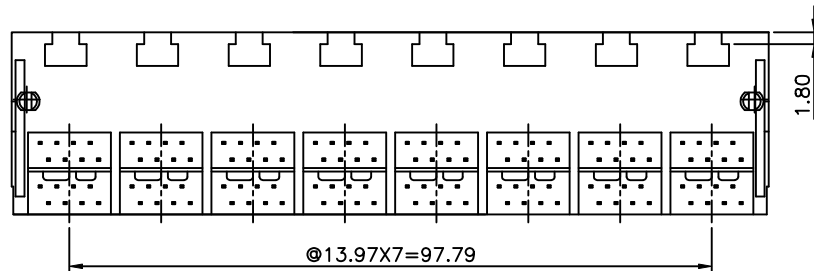
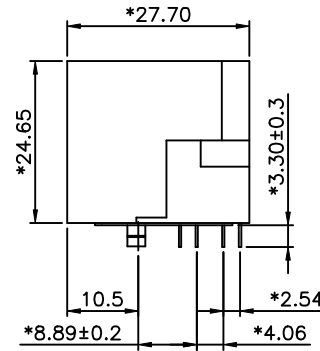
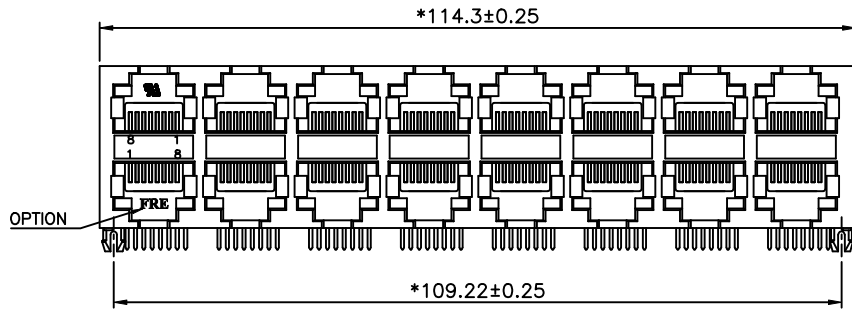


REVISION RECORD				
REV	ECO	DESCRIPTION	DRFT	CHKD



PC Board Layout Component Side Shown
Thickness=1.6mm

NOTES:

ELECTRICAL:

1. VOLTAGE RATING : 125 VAC RMS.
2. CURRENT RATING : 1.5 AMP.
3. CONTACT RESISTANCE : 50 MILLIOHMS MAX.
4. INSULATION RESISTANCE: 1000 MEGOHMS MIN @ 500 VDC.
5. DIELECTRIC STRENGTH : 1000 VAC RMS 60Hz, 1MIN.

MECHANICAL:

1. HOUSING MATERIAL : PBT+30%.G.F UL 94V-0.
- HOUSING COLOUR : BLACK.
2. CONTACT MATERIAL : PHOSPHOR BRONZE t=0.35mm.
3. PLATING : GOLD PLATING OVER NICKEL.
4. OPERATING LIFE : 750 CYCLES MIN.
5. PCB RETENTION PRE-SOLDER : 1 LB MIN.
6. PCB RETENTION POST-SOLDER: 10 LBS MIN.

ENVIRONMENTAL:

1. STORAGE : -40°C TO +85°C.
2. OPERATION: -40°C TO +85°C.
3. WAVE SOLDERING TEMPERATURE:230°C~250°C(5~10 SECONDS).

MATES WITH MODULAR PLUG CONFORMING TO

FCC PART 68, SUBPART F.

CUL FILE NO. 163191

ROHS PART NUMBER: E5908-0TGOXX-L

4- W/ "FRE" LOGO 1- 3u" 2- 6u" 3-15u"
 U- W/O "FRE" LOGO 4-30u" 5-50u"

DETACHED LISTS	MM (INCH)	DFTO JAMY	DATE 10/25/05	FULL RISE ELECTRONIC CO., LTD TITLE STAMPED PIN III W/O SHIELD JACK, 2X8	
	TOLERANCES EXCEPT AS NOTED	CHKD JMS	DATE 10/25/05		
		MFO	DATE		
		APPVL LUMMS	DATE 10/25/05		
	MM			MATERIAL :	
	.0 ± 0.2			QT'Y :	
	.00 ± 0.15			FINISH :	
	.000 ± 0.075			SCALE : 1.25 : 1	
	ANGLES ± 0.5			DRAWING NO. GE593B58-LC	
	THIRD ANGLE PROJECTION			/PART NO. SEE NOTE	
				DO NOT SCALE DRAWING	SHEET 1 OF 1

H
G
F
E
D
C
B
A